



Bobcat®

COMPACT EXCAVATORS

E17 E17z E19 E20z



EXPERIENCE

SMOOTH POWER & OPTIMUM COMFORT

One Tough Animal®

A NEW GENERATION...

... of Bobcat 1-2 ton conventional swing models (E17 and E19) – together with the brand-new unique 1.6 ton and 2 ton Zero House Swing models (E17z and E20z) – provide superior performance, operator comfort, safety and functional features.

E17z - Zero House Swing (ZHS)

For operators looking for compactness and easy transportability – includes many of the E20z's features.

- 1749 kg operating weight
- Digging depth: 2249 mm
- Overall width: 1360 mm, with possibility to retract to 980 mm
- 2nd speed



E20z - Zero House Swing (ZHS)

For operators looking for compactness without sacrificing operator comfort and performance.

- 2019 kg operating weight with cab
- Digging depth: 2385 / 2565 mm
- Overall width: 1360 mm, with possibility to retract to 980 mm
- Heavy counterweight for unbeatable stability
- Cab and canopy selection
- Comfort package (optional)
 - Joystick-controlled boom swing and auxiliary for greater comfort and accuracy with selectable auxiliary modes
 - Autoshift travel motors to guarantee better traction and manoeuvrability
 - Higher-class seat
- 2nd auxiliary line circuit (optional)
- Hydraulic clamp (optional)



E20z - EXPECT THE UNEXPECTED

- ✓ Zero House Swing functionality (even with cab)
- ✓ Stability of best-in-class conventional machine
- ✓ Roomy and comfortable operator environment
- ✓ Easy access for daily maintenance and service

Key features:

- Robust and reliable excavator
- Excellent performance – both speed and force
- Smooth operation for precise job
- Unparalleled working range
- Best-in-class stability and visibility
- Unrivalled operator comfort and access to cab
- Advanced electronic control functions with new control panel
- Integrated upper-structure tie-down points

Excavators can be upgraded to any customer requirement with the following options:

- Long dipper stick for superior digging depth and reach
- Long blade for extra stability and easy dustpanability
- Keyless ignition
- Motion alarm
- Seat options, all with retractable seat belt
- Additional lights including LEDs and mirrors
- Object handling certified
- Auxiliary line circuit extension on dipper stick
- Klac and Lehnhoff couplers
- Demolition package
 - Boom, arm, bucket cylinder covers
 - HD travel hoses guard

E19 - Conventional Tail Swing

For experienced operators focusing on performance and durability.

- 1885 kg operating weight with cab
- Digging depth: 2385 / 2565 mm
- Overall width: 1360 mm, with possibility to retract to 980 mm
- Cab and canopy selection
- Performance package (optional)
 - Additional counterweight for excellent stability
 - High displacement travel motors
- Comfort package (optional)
 - Joystick-controlled boom swing and auxiliary for greater comfort and accuracy with selectable auxiliary modes
 - Autoshift travel motors to guarantee better traction and manoeuvrability
 - Higher-class seat
- 2nd auxiliary line (optional)
- Hydraulic clamp (optional)



E17 - Conventional Tail Swing

This entry level "1.5 ton" excavator – designed for easy transportability – includes many of the E19's features.

- 1711 kg operating weight with canopy
- Digging depth: 2249 mm
- Overall width: 1360 mm, with possibility to retract to 980 mm
- Cab and canopy selection
- 2nd speed (optional)

COMFORT, VISIBILITY AND SAFETY

The E17 / E19 and E20z cabs offer an uncompromised operator environment – which, together with excellent visibility, provides the best possible operator comfort and safety.



Premium features for first-class comfort on any job:

- Unique-in-class joystick control of boom swing and auxiliary hydraulics with 3 selectable auxiliary modes to match any attachments
- Fully adjustable cab heater unit
- Seat options for optimal operator preference
- All parameters checked in one view with new control panel (auto engine shutdown, auto cab lights switch-off, audible alarm in case of malfunction)
- Easy-to-operate gas spring-assisted light and rigid front window
- Keyless ignition for optimal safety
- Battery disconnect switch for storage and to prevent theft
- Automatic slew brake for safe parking and transportation
- LED light set for superior visibility

Display:

- | | |
|--|--|
| 1. Engine hours, job hours, service codes, voltage, maintenance clock, countdown for glow plugs, RPM | 5. Engine warning |
| 2. General warning | 6. Lights |
| 3. Engine coolant temp | 7. Fuel gauge and alarm |
| 4. Two speeds | 8. Seat belt |
| | 9. Hydraulic warning |
| | 10. Info button - Display menu |
| | 11. Aux hydraulics button - Thumb aux control (optional) |



These machines are built around the operator – providing optimal ergonomics for operators of all sizes. The new cab design features large windows and narrow pillars to maximise all-around visibility.



Superior comfort for hours on end

- Large and spacious cab
- Convenient space for the feet with flat floor for easy cleaning
- Easy cab access
- Ergonomic pedals and easy access to all controls
- Floor panels are easy to remove
- Storage box
- Cup holders



SMOOTH PERFORMANCE AND COMPACTNESS

Bobcat's unique E17 and E17z / E19 / E20z hydraulic systems make the best possible use of the engine power. Fast cycle times, combined with smooth control of class-leading breakout forces, provide maximum productivity. Boom and dipper stick cylinder cushioning – unique in their class – enhance overall smoothness.



The Zero House Swing (ZHS) concept enhances Zero Tail Swing (ZTS) functionality by further protecting the front upper structure corners turning within the swing circle. ZHS functionality provides 320° of free rotation while working close to any object.

The retractable undercarriage (standard equipment for all 4 models) enables you to enter buildings through the doors. Side-shifted work group provides excellent working visibility. New easy-to-operate durable blade extensions. Left-hand side-mounted offset cylinder to minimise chance of damaging surrounding objects.



Lift more, lift higher

The superior dumping height makes loading trucks easy, while the reach at ground level means you don't need to reposition as often when digging.

With enhanced stability and lifting capacity (E17, E17z), combined with best-in-class proportional auxiliary flow (E19, E20z), the Bobcat excavators offer you the highest versatility in operating a wide range of attachments.



Transportability

All 4 models fit easily on a conventional trailer. Easier transportability with new integrated upper structure tie-down points.



Two dozer blade options:

1/ Standard length for customers that prefer compactness for working in reduced spaces, 2/ Extended length for customers that prefer dustpanability and increased front stability. All blades provide excellent departure angles and higher profile for better dozing performance.

QUALITY – RELIABILITY – DURABILITY

Tough materials, tested design

Using highly durable materials makes the Bobcat excavators hard-wearing and robust. The design features are tested under extreme conditions – and the heavy steel gauge tailgate ensures extra durability and peace of mind while working.



Reliability added in every feature:

- Rear tailgates protected by casted counterweights
- Metal covers can be opened or bolted on
- 2-piece blade cylinder hoses
- Wrenchless hydraulic hose technology helps prevent leakage
- Proven boom and dipper stick design
- Top-mounted boom cylinder
- Oversized cylinders for long life
- New paint and surface treatment process
- Reinforced expandable undercarriage to enhance rigidity
- Cylinder covers for heavy applications

MAINTENANCE AND SERVICE

Daily maintenance and service points are conveniently located for easy and immediate access.



Side-by-side coolers for easy cleaning. Diagnostics are easy thanks to display error codes on control panel and service tool connection. With all openable covers the E17, E17z, E19 and E20z provide best-in-class access in their categories to all daily maintenance components and service points.



E17 E19 — SPECIFICATIONS

E17 E19

WEIGHTS

Operating weight with bucket (ISO 6016)	1711 kg (canopy)	1885 kg (cab)
Transport mass (without attachment)	1594 kg (canopy)	1768 kg (cab)
Weight for cab with heating		96 kg
Additional weight for internal counterweight	-	50 kg
Ground pressure	29.4 kPa	32.4 kPa

ENGINE

Make / model	Kubota / D722-E4B-BCZ-7	
Fuel / Cooling	Diesel / Liquid	
Number of cylinders	3	
Displacement	719 cm ³	
Maximum power @ 2500 rpm (ISO 14396)	10.2 kW	
Maximum torque (SAE)	43.5 Nm	

PERFORMANCE

Digging force, standard dipperstick (ISO 6015)	9108 N	10371 N
Digging force, long dipperstick (ISO 6015)	-	9279 N
Digging force, bucket (ISO 6015)	16177 N	20835 N
Drawbar pull	14334 N	19380 N
Travel speed, low range	2.1 km/h (2.7 km/h optional)	2.7 km/h (2.1 km/h optional)
Travel speed, high range	4.3 km/h	4.2 km/h

HYDRAULIC SYSTEM

Pump type	Triple gear pump	Dual piston pump with gear pump
Pump capacity	32.5 l/min	41.3 l/min
Pump 1 capacity at 2500 RPM	10.0 l/min	11.3 l/min
Pump 2 and 3 capacity at 2500 RPM	11.3 l/min	15 l/min
Auxiliary flow	32.5 l/min	30 l/min
Auxiliary relief	227.0 bar	180.0 bar

SLEW SYSTEM

Boom swing, left		80°
Boom swing, right		60°
Slew rate	8.7 RPM	8.4 RPM

FLUID CAPACITIES

Cooling system	3.3 l	
Engine lubrication plus oil filter	3.3 l	
Fuel reservoir	19.0 l	
Hydraulic system	17.0 l	19.0 l

ENVIRONMENTAL

Noise level LpA (EU Directive 2006/42/EC)		79 dB(A)
Noise level LWA (EU Directive 2000/14/EC)		93 dB(A)
Whole body vibration (ISO 2631-1)	0.33 ms ⁻²	0.09 ms ⁻²
Hand-arm vibration (ISO 5349-1)	0.51 ms ⁻²	0.33 ms ⁻²

STANDARD FEATURES

230 mm rubber track	Exposed counterweight with 4 mm steel tailgate	Retractable seat belt
980 mm dozer blade with two 190 mm blade extensions	Foldable & ergonomic pedals	Storage compartment
Auxiliary quick couplers (E19)	Full fuel warning alarm	TOPS/ROPS/FOPS* canopy
Battery disconnect switch	Grease gun holder	Two-speed travel (E19)
Control console locks	Horn	Upperstructure four point tie down
Cupholders	Hydraulic and travel control lockouts	Warranty: 12 months or 2000 hours (whichever occurs first)
Double acting auxiliary hydraulics	Hydraulic joystick controls	Water separator
Engine monitor with auto shutdown	Hydraulically retractable undercarriage from 1360 to 980 mm	Work light (boom)

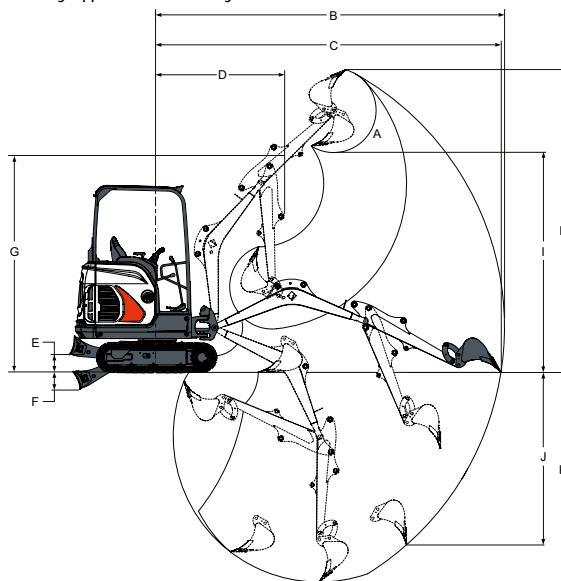
* (1) Tip Over Protective Structure (TOPS) – Meets requirements of ISO 12117. (2) Roll Over Protective Structure (ROPS) – Meets requirements of ISO 3471. (3) Falling Object Protective Structure (FOPS) – Meets requirements of ISO 3449.

OPTIONS

2nd auxiliary hydraulics (E19)	- Auto shift drive motors	Long dipperstick with clamp eyes (E19)
Additional front lights and a rear light	- Superior seat with high back (canopy)	Long dozer blade
AM/FM MP3 stereo radio		Mirrors
Auxiliary hydraulic line on dipperstick	- Deluxe textile suspension seat (cab)	Object handling device (safety valves + overload warning device + lifteye)
Auxiliary quick couplers (E17)	Deluxe textile suspension seat (cab) (E17)	Performance package (E19)
Beacon	Demolition package	- Additional counterweight for excellent stability
Boom load holding valve	- Boom, arm, bucket cylinder covers	- High displacement travel motors
Comfort package (E19)	- HD travel hoses guard	Special applications kit
- Proportional and adjustable (3 modes) fingertip auxiliary hydraulic control	Fire extinguisher	TOPS/ROPS cab with heater
- Proportional fingertip boom swing offset hydraulic control	Hydraulic clamp (E19)	Travel motion alarm
	Keyless ignition	Two-speed travel (E17)
	Kiac and MS01 couplers	
	LED lights set (E19)	

WORKING RANGE

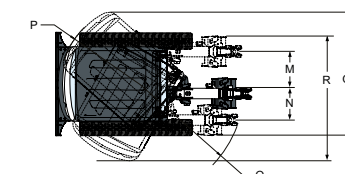
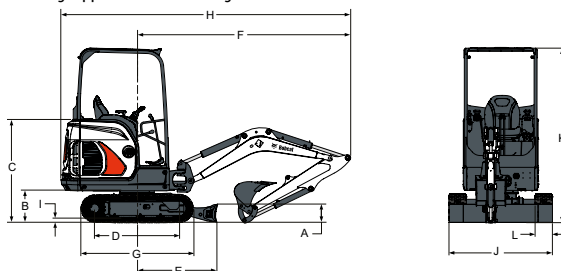
std./long dipperstick* – std./long dozer blade**



	E17	E19		E17	E19
A	196°	196°	F**	254 mm	254 mm
B	3919 mm	4084 mm	G	2405 mm	2564 mm
B*	-	4257 mm	H	3371 mm	3573 mm
C	3871 mm	4039 mm	H*	-	3701 mm
C*	-	4214 mm	I	2370 mm	2566 mm
D	1526 mm	1542 mm	I*	-	2693 mm
D*	-	1561 mm	J	1810 mm	1948 mm
E	220 mm	220 mm	J*	-	2115 mm
E**	300 mm	300 mm	K	2249 mm	2385 mm
F	204 mm	204 mm	K*	-	2565 mm

DIMENSIONS

std./long dipperstick* – std./long dozer blade**



	E17	E19		E17	E19
A	235 mm	235 mm	I	25 mm	25 mm
B	419 mm	419 mm	J	1360 mm > 980 mm	
C	1340 mm	1340 mm	K	2299 mm	2299 mm
D	1114 mm	1114 mm	L	230 mm	230 mm
E	1045 mm	1045 mm	M	433 mm	433 mm
E**	1252 mm	1252 mm	N	589 mm	589 mm
F	2666 mm	2832 mm	O	1128 mm	1154 mm
F*	-	2812 mm	P	1009 mm	1009 mm
G	1476 mm	1476 mm	Q	1801 mm	1801 mm
H	3665 mm	3831 mm	R	1645 mm	1645 mm
H*	-	3812 mm			

E17z E20z — SPECIFICATIONS

	E17z	E20z
--	------	------

WEIGHTS

Operating weight with bucket (ISO 6016)	1749 kg (canopy)	2019 kg (cab)
Transport mass (without attachment)	1632 kg (canopy)	1902 kg (cab)
Weight for cab with heating		81 kg
Ground pressure	30.06 kPa	31.1 kPa

ENGINE

Make / model	Kubota / D722-E4B-BCZ-7	
Fuel / Cooling	Diesel / Liquid	
Number of cylinders	3	
Displacement	719 cm ³	
Maximum power @ 2500 rpm (ISO 14396)	10.2 kW	
Maximum torque (SAE)	43.5 Nm	

PERFORMANCE

Digging force, standard dipperstick (ISO 6015)	9108 N	10371 N
Digging force, long dipperstick (ISO 6015)	-	9279 N
Digging force, bucket (ISO 6015)	16177 N	20835 N
Drawbar pull		19302 N
Travel speed, low range	2.7 km/h	2.1 km/h
Travel speed, high range		4.2 km/h

HYDRAULIC SYSTEM

Pump type	Dual piston pump with gear pump	
Pump capacity	41.3 l/min	
Pump 1 capacity at 2500 RPM	11.3 l/min	
Pump 2 and 3 capacity at 2500 RPM	15 l/min	
Auxiliary flow	30 l/min	
Auxiliary relief	180.0 bar	

SLEW SYSTEM

Boom swing, left		80°
Boom swing, right		60°
Slew rate	10.1 RPM	8.4 RPM

FLUID CAPACITIES

Cooling system	3.3 l	
Engine lubrication plus oil filter	3.3 l	
Fuel reservoir	19.0 l	
Hydraulic system	19.0 l	

ENVIRONMENTAL

Noise level LpA (EU Directive 2006/42/EC)	81 dB(A)	82 dB(A)
Noise level LWA (EU Directive 2000/14/EC)		93 dB(A)
Whole body vibration (ISO 2631-1)	0.14 ms ⁻²	0.11 ms ⁻²
Hand-arm vibration (ISO 5349-1)	0.49 ms ⁻²	0.38 ms ⁻²

STANDARD FEATURES

230 mm rubber track	Engine with auto shutdown	Retractable seat belt
980 mm dozer blade with two 190 mm blade extensions	Foldable and ergonomic pedals	TOPS/ROPS/FOPS* canopy
Auxiliary quick couplers (E20z)	Full fuel warning alarm	Two-speed travel
Battery disconnect switch	Grease gun holder	Upper structure four point tie down
Control console locks	Horn	Warranty: 12 months or 2000 hours (whichever occurs first)
Counterweight	Hydraulic and travel control lockouts	Water separator
Cupholders	Hydraulic joystick controls	Work light
Double acting auxiliary hydraulics	Hydraulically retractable undercarriage from 1360 to 980 mm	

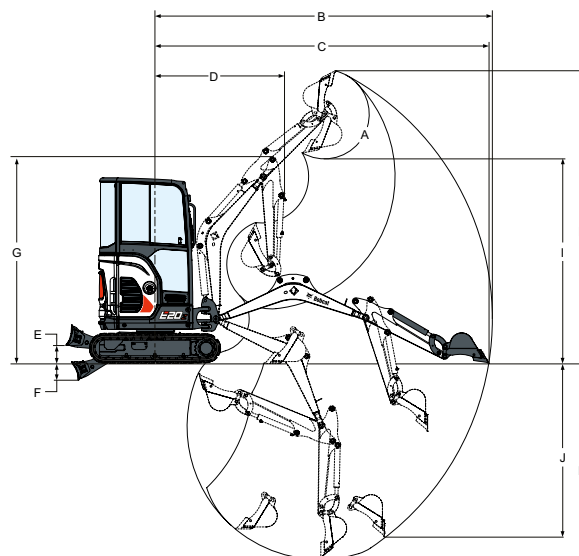
* (1) Tip Over Protective Structure (TOPS) – Meets requirements of ISO 12117. (2) Roll Over Protective Structure (ROPS) – Meets requirements of ISO 3471. (3) Falling Object Protective Structure (FOPS) – Meets requirements of ISO 3449.

OPTIONS

2nd auxiliary hydraulics (E20z)	- Proportional fingertip boom swing	Keyless ignition
Additional front lights and a rear light	offset hydraulic control	Klax and MS01 couplers
AM/FM MP3 stereo radio (E20z)	- Auto shift drive motors	LED lights set (E20z)
Auxiliary hydraulic line on dipperstick	- Superior seat with high back (canopy)	Long dipperstick with clamp eyes (E20z)
Auxiliary quick couplers (E17z)	- Deluxe textile suspension seat (cab)	Long dozer blade
Beacon	- Demolition package	Mirrors
Boom load holding valve	- Boom, arm, bucket cylinder covers	Object handling device (safety valves + overload warning device + lifteye)
Comfort package (E20z)	- HD travel hoses guard	Special applications kit
- Proportional and adjustable (3 modes) fingertip auxiliary hydraulic control	Fire extinguisher	TOPS/ROPS cab with heater (E20z)
	Hydraulic clamp (E20z)	Travel motion alarm

WORKING RANGE

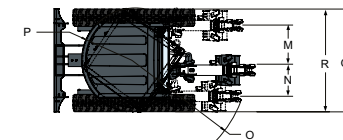
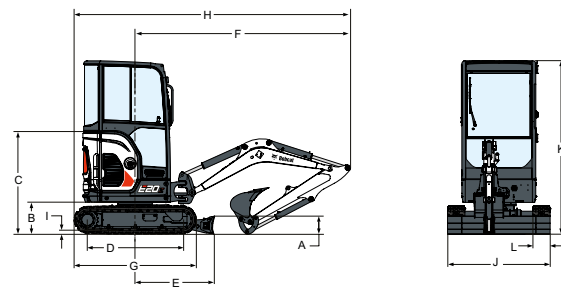
std./long dipperstick* – std./long dozer blade**



	E17z	E20z	E17z	E20z
A	196°	196°	F**	254 mm
B	3971 mm	4134 mm	G	2406 mm
B*	-	4307 mm	H	3378 mm
C	3923 mm	4089 mm	H*	-
C*	-	4264 mm	I	2369 mm
D	1560 mm	1592 mm	I*	-
D*	-	1611 mm	J	1810 mm
E	220 mm	220 mm	J*	-
E**	300 mm	300 mm	K	2249 mm
F	204 mm	204 mm	K*	-

DIMENSIONS

std./long dipperstick* – std./long dozer blade**



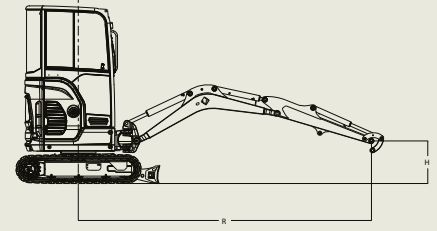
	E17z	E20z	E17z	E20z
A	235 mm	235 mm	I	25 mm
B	419 mm	419 mm	J	980 mm
C	1138 mm	1138 mm	J**	1360 mm
D	1114 mm	1258 mm	K	2297 mm
E	1045 mm	1045 mm	L	230 mm
E**	-	1252 mm	M	450 mm
F	2715 mm	2882 mm	N	638 mm
F*	-	2862 mm	O	1190 mm
G	1476 mm	1620 mm	P	690 mm
H	3450 mm	3688 mm	Q	1532 mm
H*	-	3669 mm	R	1370 mm

E17 E17z E19 E20z — LIFTING CAPACITIES

Picking up and placing heavy items is easy with all 4 models.

E20z stability is comparable to that of best-in-class conventional machines on the market.

E19 stability can be boosted to class-leading stability by adding internal counterweights. In addition, these machines now come with an optional certified 'object handling device', which consists of: boom load holding valve, dipper stick load holding valve, hooking device and overload warning device.



RATED LIFT CAPACITY - OVER BLADE BLADE DOWN			RATED LIFT CAPACITY - OVER BLADE BLADE UP			RATED LIFT CAPACITY - OVER SIDE BLADE UP			RATED LIFT CAPACITY - OVER SIDE BLADE UP - RETRACTED		
--	--	--	--	--	--	---	--	--	---	--	--

E17 - RATED LIFT CAPACITY (canopy, long blade)

LIFT POINT HEIGHT [H]	LIFT RADIUS [R]		LIFT @ max radius [R]	LIFT RADIUS [R]		LIFT @ max radius [R]	LIFT RADIUS [R]		LIFT @ max radius [R]	LIFT RADIUS [R]		LIFT @ max radius [R]
	2000 mm	3000 mm		2000 mm	3000 mm		2000 mm	3000 mm		2000 mm	3000 mm	
2000 mm			*336 kg @ 2960 mm			258 kg @ 2960 mm			305 kg @ 2960 mm			180 kg @ 2960 mm
1000 mm	*448 kg	*352 kg	*331 kg @ 3338 mm	*448 kg	246 kg	210 kg @ 3338 mm	*448 kg	289 kg	246 kg @ 3338 mm	313 kg	170 kg	143 kg @ 3338 mm
Ground	*693 kg	*373 kg	*305 kg @ 3310 mm	409 kg	236 kg	206 kg @ 3310 mm	485 kg	276 kg	241 kg @ 3310 mm	276 kg	161 kg	136 kg @ 3310 mm
-1000 mm	*566 kg		*309 kg @ 2875 mm	416 kg		247 kg @ 2875 mm	485 kg		287 kg @ 2875 mm	270 kg		168 kg @ 2875 mm

E17 - RATED LIFT CAPACITY (canopy, pin-on, long blade, standard dipperstick, cylinder covers)

LIFT POINT HEIGHT [H]	LIFT RADIUS [R]		LIFT @ max radius [R]	LIFT RADIUS [R]		LIFT @ max radius [R]	LIFT RADIUS [R]		LIFT @ max radius [R]	LIFT RADIUS [R]		LIFT @ max radius [R]
	2000 mm	3000 mm		2000 mm	3000 mm		2000 mm	3000 mm		2000 mm	3000 mm	
2000 mm			*336 kg @ 2960 mm			246 kg @ 2960 mm			292 kg @ 2960 mm			167 kg @ 2960 mm
1000 mm	*448 kg	*352 kg	*331 kg @ 3338 mm	*448 kg	233 kg	196 kg @ 3338 mm	*448 kg	276 kg	232 kg @ 3338 mm	298 kg	156 kg	128 kg @ 3338 mm
Ground	*693 kg	*373 kg	*305 kg @ 3310 mm	387 kg	220 kg	191 kg @ 3310 mm	462 kg	260 kg	225 kg @ 3310 mm	253 kg	143 kg	120 kg @ 3310 mm
-1000 mm	*566 kg		*309 kg @ 2875 mm	391 kg		229 kg @ 2875 mm	461 kg		268 kg @ 2875 mm	245 kg		149 kg @ 2875 mm

E17z - RATED LIFT CAPACITY (canopy, standard blade)

LIFT POINT HEIGHT [H]	LIFT RADIUS [R]		LIFT @ max radius [R]	LIFT RADIUS [R]		LIFT @ max radius [R]	LIFT RADIUS [R]		LIFT @ max radius [R]	LIFT RADIUS [R]		LIFT @ max radius [R]
	2000 mm	3000 mm		2000 mm	3000 mm		2000 mm	3000 mm		2000 mm	3000 mm	
2000 mm			*344 kg @ 3000 mm			233 kg @ 3000 mm			263 kg @ 3000 mm			153 kg @ 3000 mm
1000 mm	*438 kg	*369 kg	*337 kg @ 3380 mm	425 kg	229 kg	190 kg @ 3380 mm	*438 kg	264 kg	218 kg @ 3380 mm	275 kg	150 kg	124 kg @ 3380 mm
Ground	*742 kg	*398 kg	*320 kg @ 3350 mm	380 kg	214 kg	182 kg @ 3350 mm	431 kg	251 kg	210 kg @ 3350 mm	264 kg	143 kg	116 kg @ 3350 mm
-1000 mm	*609 kg		*306 kg @ 2940 mm	363 kg		215 kg @ 2940 mm	425 kg		249 kg @ 2940 mm	232 kg		141 kg @ 2940 mm

E19 - RATED LIFT CAPACITY (canopy, pin-on, long blade, long dipperstick, additional counterweight)

LIFT POINT HEIGHT [H]	LIFT RADIUS [R]		LIFT @ max radius [R]	LIFT RADIUS [R]		LIFT @ max radius [R]	LIFT RADIUS [R]		LIFT @ max radius [R]	LIFT RADIUS [R]		LIFT @ max radius [R]
	2000 mm	3000 mm		2000 mm	3000 mm		2000 mm	3000 mm		2000 mm	3000 mm	
2000 mm			*341 kg @ 3372 mm			249 kg @ 3372 mm			295 kg @ 3372 mm			217 kg @ 3372 mm
1000 mm	*496 kg	*412 kg	*372 kg @ 3708 mm	*496 kg	282 kg	208 kg @ 3708 mm	*496 kg	334 kg	244 kg @ 3708 mm	373 kg	208 kg	147 kg @ 3708 mm
Ground	*855 kg	*466 kg	*364 kg @ 3691 mm	475 kg	267 kg	203 kg @ 3691 mm	540 kg	317 kg	240 kg @ 3691 mm	323 kg	193 kg	146 kg @ 3691 mm
-1000 mm	*735 kg	*406 kg	*351 kg @ 3315 mm	444 kg	261 kg	230 kg @ 3315 mm	521 kg	298 kg	275 kg @ 3315 mm	324 kg	186 kg	166 kg @ 3315 mm

E19 - RATED LIFT CAPACITY (canopy, pin-on, long blade, long dipperstick, additional counterweight, cylinder covers)

LIFT POINT HEIGHT [H]	LIFT RADIUS [R]		LIFT @ max radius [R]	LIFT RADIUS [R]		LIFT @ max radius [R]	LIFT RADIUS [R]		LIFT @ max radius [R]	LIFT RADIUS [R]		LIFT @ max radius [R]
	2000 mm	3000 mm		2000 mm	3000 mm		2000 mm	3000 mm		2000 mm	3000 mm	
2000 mm			*341 kg @ 3372 mm			237 kg @ 3372 mm			283 kg @ 3372 mm			205 kg @ 3372 mm
1000 mm	*496 kg	*412 kg	*372 kg @ 3708 mm	*496 kg	269 kg	194 kg @ 3708 mm	*496 kg	320 kg	231 kg @ 3708 mm	356 kg	193 kg	133 kg @ 3708 mm
Ground	*855 kg	*466 kg	*364 kg @ 3691 mm	454 kg	251 kg	188 kg @ 3691 mm	516 kg	301 kg	224 kg @ 3691 mm	299 kg	175 kg	130 kg @ 3691 mm
-1000 mm	*735 kg	*409 kg	*351 kg @ 3315 mm	418 kg	243 kg	213 kg @ 3315 mm	495 kg	280 kg	258 kg @ 3315 mm	297 kg	166 kg	148 kg @ 3315 mm

E20z - RATED LIFT CAPACITY (canopy, pin-on, long blade, long dipperstick)

LIFT POINT HEIGHT [H]	LIFT RADIUS [R]		LIFT @ max radius [R]	LIFT RADIUS [R]		LIFT @ max radius [R]	LIFT RADIUS [R]		LIFT @ max radius [R]	LIFT RADIUS [R]		LIFT @ max radius [R]
	2000 mm	3000 mm		2000 mm	3000 mm		2000 mm	3000 mm		2000 mm	3000 mm	
2000 mm			*341 kg @ 3422 mm			*262 kg @ 3422 mm			260 kg @ 3422 mm			154 kg @ 3422 mm
1000 mm	*532 kg	*423 kg	*372 kg @ 3758 mm	*532 kg	308 kg	*222 kg @ 3758 mm	*532 kg	302 kg	219 kg @ 3758 mm	328 kg	176 kg	125 kg @ 3758 mm
Ground	*952 kg	*498 kg	*364 kg @ 3741 mm	528 kg	300 kg	*219 kg @ 3741 mm	511 kg	292 kg	216 kg @ 3741 mm	283 kg	167 kg	123 kg @ 3741 mm
-1000 mm	*835 kg	*453 kg	*351 kg @ 3365 mm	552 kg	302 kg	*251 kg @ 3365 mm	522 kg	299 kg	250 kg @ 3365 mm	293 kg	174 kg	143 kg @ 3365 mm

E20z - RATED LIFT CAPACITY (canopy, pin-on, long blade, long dipperstick, cylinder covers)

LIFT POINT HEIGHT [H]	LIFT RADIUS [R]		LIFT @ max radius [R]	LIFT RADIUS [R]		LIFT @ max radius [R]	LIFT RADIUS [R]		LIFT @ max radius [R]	LIFT RADIUS [R]		LIFT @ max radius [R]
	2000 mm	3000 mm		2000 mm	3000 mm		2000 mm	3000 mm		2000 mm	3000 mm	
2000 mm			*341 kg @ 3422 mm			250 kg @ 3422 mm			248 kg @ 3422 mm			141 kg @ 3422 mm
1000 mm	*532 kg	*423 kg	*372 kg @ 3758 mm	*532 kg	294 kg	208 kg @ 3758 mm	*532 kg	288 kg	205 kg @ 3758 mm	311 kg	161 kg	111 kg @ 3758 mm
Ground	*952 kg	*498 kg	*364 kg @ 3741 mm	504 kg	284 kg	204 kg @ 3741 mm	487 kg	275 kg	201 kg @ 3741 mm	259 kg	149 kg	107 kg @ 3741 mm
-1000 mm	*835 kg	*453 kg	*351 kg @ 3365 mm	526 kg	284 kg	235 kg @ 3365 mm	496 kg	281 kg	233 kg @ 3365 mm	266 kg	154 kg	125 kg @ 3365 mm



Bobcat is a Doosan Company. Doosan is a global leader in construction equipment, power & water solutions, engines, and engineering proudly serving customers and communities for more than a century. | Bobcat and the Bobcat logo are registered trademarks of Bobcat Company in the United States and various other countries. ©2019 Bobcat Company. All Rights Reserved.

* Rated hydraulic lift capacity
The lifting capacities are based on ISO 10567 and do not exceed 75 % of the static tilt load of the machine or 87 % of the hydraulic lifting capacity of the machine. The lifting capacities exclude a standard bucket

Certain specifications are based on engineering calculations and are not actual measurements. Specifications are provided for comparison purposes only and are subject to change without notice. Specifications for your individual Bobcat equipment will vary based on normal variations in design, manufacturing, operating conditions, and other factors. Pictures of Bobcat units may show other than standard equipment.



Bobcat®

www.bobcat.com